

GRADE 1 - OL

EVS Mid-Year Revision 2020-2021



Our Vision

**Providing Quality
Education for Egyptian
Students Overseas**



Contents

Unit 1 Revision.....	2
Unit 2 Revision.....	3
Unit 3 Revision.....	4
Unit 4 Revision.....	5
Unit 5 Revision.....	6
Unit 6 Revision.....	7
Unit 7 Revision.....	8
Unit 8 Revision.....	9
Unit 9 Revision.....	10
Unit 1 Exercises.....	11
Unit 2 Exercises.....	15
Unit 3 Exercises.....	19
Unit 4 Exercises.....	24
Unit 5 Exercises.....	27
Unit 6 Exercises.....	33
Unit 7 Exercises.....	40
Unit 8 Exercises.....	48
Unit 9 Exercises.....	56

Unit 1

The Key Vocabulary

Hana	shake hands
Hany	goodbye
Amira	open your book
Youssef	open your bag
Miss Mona	close your bag
Hello	close your book
I'm	let's play

Phonics Voc.

b
book
bag
blue
Busy bee
bus

Unit 2

The Key Vocabulary

eye	wash the salad
nose	comb my hair
mouth	brush my teeth
ear	
hand	
wash my hands	
wash my face	

Phonics Voc.

Hh	Nn
hand	nose
hair	Noha
Hana	neck
Hany	



Unit 3

The Key Vocabulary

bag	one
pen	two
sharpener	three
ruler	four
pencil	five
pencil case	

Phonics Voc.

Pp	Rr
pen	ruler
pencil	red
Peter	Rasha

Unit 4

The Key Vocabulary

red	six
green	seven
orange	eight
blue	nine
yellow	ten
black	

Phonics Voc.

Cc	Oo
c ake	o range
C airo	O mnia
c andle	o il
c ard	o lives

Unit 5

The Key Vocabulary

father	please
mother	thank you
brother	
sister	
grandfather	
grandmother	

Phonics Voc.

Ff	Tt
flag	tea
family	tree
Fady	TV

Language Focus

Have some tea, mother.

Thank you, Hany.

Please, have some cake, grandmother.

Thank you, Hana.

Who's this?

This is my mother.

Unit 6

The Key Vocabulary

drum	touch
flute	see
triangle	taste
guitar	hear
piano	smell

Phonics Voc.

Dd	Gg
drum	guitar
dog	Gamila
Dina	green

Language Focus

I can play the guitar.

I can play the piano.

I can see.

I can hear.

I can taste.

I can smell.

I can touch.

Unit 7

The Key Vocabulary

living room	star
bedroom	square
bathroom	circle
kitchen	triangle
garden	rectangle

Phonics Voc.

Aa	Ss
apple	star
ant	square
Amira	Samy

Language Focus

Where's the boy?

He's in the bedroom?

Where's the girl?

She's in the kitchen.

Unit 8

The Key Vocabulary

camel	big
key	small
pyramids	Port Said
stones	Luxor
Sphinx	Aswan
King Tut	Cairo
Queen Nefertiti	Alexandria

Phonics Voc.

Kk	Qq
key	quiet
kite	Queen Nefertiti
King Tut	

Language Focus

The camel is big.

The ant is small.

I can see a king and a queen.

I live in Aswan.

I live in Cairo.

I live in Jeddah.

Unit 9

The Key Vocabulary

kick	in
jump	on
dig	under
swim	behind
throw	
skip	

Phonics Voc.

Ii	Uu
in	under
insect	umbrella
Injy	Uncle Amr

Language Focus

I can jump.

I can skip.

I can kick.

Where's is it?

It's + preposition.

Ex: It's in the box.

Unit 1 Exercises

Read and match:

1-book



2-ball



3-bus



4-bag



5-bee



6-blue



Look and tick(✓)



1-

Hello () Open ()



2-

Shake hands. () Close your book. ()



3-

bag () play ()

Read and match:

1) Goodbye!

2) Hello!

3) Miss Mona



Rearrange the following sentences / questions:

1-your – **Open** – book .

.....

2-hands – **Shake** .

.....

3-Hana – **I'm**.

.....

4- bag – **Close** – your .

.....

5-bye – **Good**.

.....

Read and tick (✓):

1) Play with ball.



()

2) Close your book.



()

3) Open your bag.



()

4) Busy Bee.



()

Look at the pictures and write the missing parts:



Shake



It's a



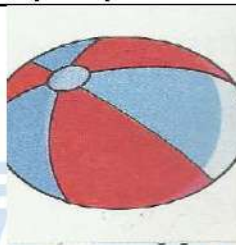
I can see a yellow



Open your



It's



I play with the



Good.....



I'm.....

Complete the words:




1) e ..e




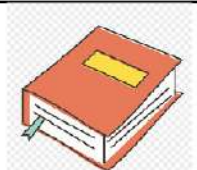

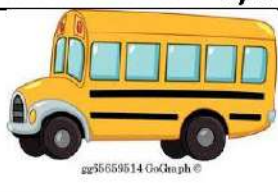
2) .. and



3) ha .. r



4) clo ..e

 <p>5) hell ..</p>	 <p>6) bo .. k</p>
 <p>7) B .. sy Be ..</p>	 <p>8) b .. s</p>

Unit 2 Exercises

Match and color:

1)pen_

2)ruler

3)pencil

4)bag

5)sharpener

6)pencil case



Look and tick (✓):



1) This is my ear. () This is my nose. ()



2) This is my mouth. () This is my hand. ()



3) This is my eye. () This is my ear. ()



4) This is my hand. () This is my ear. ()

Rearrange the following sentences:

1) your – nose – **Touch**.

.....

2) my – hand – **This** – is.

.....

3) wash – **I** – my – face .

.....

4) my – teeth – brush – **I** .

.....

5)the – salad – I – wash .

.....

6-comb – my – hair – I .

.....






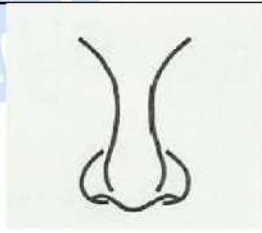



7-eye – **Touch** – your.

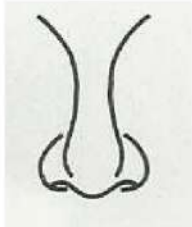




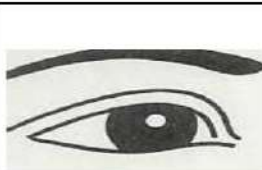
.....

8- is – my – **This** – mouth .

.....

Read and colour:

eye			
nose			
hand			

ear			
mouth			

Choose the correct answer:

- 1- (I – I'm – He) Belal.
- 2- I (comb – brush – wash) my hands.
- 3- (Open – book – When) your book.
- 4- Touch (have – your- am) nose.
- 5- Let's (play – is – name).
- 6- (Hello – shake hands– goodbye)I am Sandy.
- 7- Close (has – your – have) bag.
- 8- I wash the (salad – hair – hand).
- 9- Shake (legs – hands – mouth).
- 10-I (wash – comb – brush) my teeth.


Look at the pictures and write the missing parts:



Shake



Open your



It's a red



Touch your



I.....the salad.



Touch your..... Hany.



..... your book.




Good

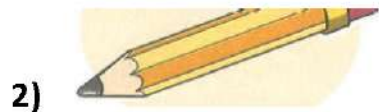
Unit 3 Exercises

Look and circle:

What's this?




It's a (pencil / ruler)



It's a (sharpener / pencil)



It's a (pencil case / ruler)



It's a (pen / bag)



It's a (sharpener / eraser)

Match and color:

1)pen

2)ruler

3)pencil

4)bag

5)sharpener

6)pencil case



Rearrange the following sentences / questions:

1) sharpener – is – **This** – my .

.....

2) this? – **What's**.

.....

3) is – a- book – **It's**.

.....

4) three – green pens – **These** – are .

.....

5) blue bag – one – **It's**.

.....

Look and circle:

2

(one / two)

5

(five / four)

3


(one / three)

.....


Count and write the number:



1)..... pens.



2).....rulers.







3).....eggs.









4)..... ducks.

Complete the words:

 b .. g	 era .. ers
 t ..ree	 r .. d


 <p>pen ..il</p>	 <p>sha .. pener</p>
 <p>r .. ler</p>	 <p>t .. o</p>

Look at the pictures and write the missing parts:

 <p>These are pens.</p>	 <p>This is a bag.</p>
 <p>These are balloons.</p>	 <p>These are two</p>
 <p>This is my</p>	 <p>It's a</p>

Unit 4 Exercises

Match:



nine



eight



six



ten



seven

Count and write the number:



1) I'm



2) I'm



3) I'm

Rearrange the following sentences / questions:

1)old – are – you ? – **How**

.....

2)seven – **I'm** .

.....

3)can – see – blue pencils – ten – **I**.

.....

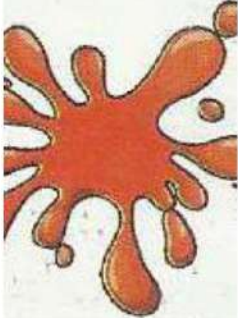


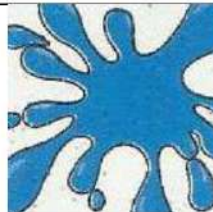
4)is – yellow cake – **This** – one .


.....

5)is – **My** – blue – balloon.

.....

Look and write the color:




.....



.....

Look at the pictures and write the missing parts:



It's an



It's ateddy.



I like eating



This is a



Thelooks yummy.



Mum cooks with

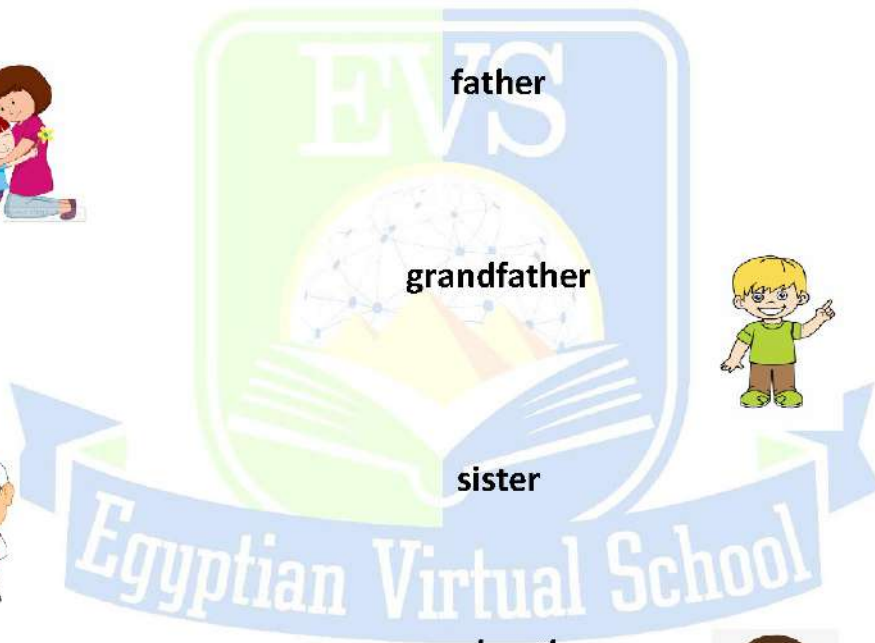
Choose the correct answer:

- 1) (What's – How- Who) this?
- 2) It's a (pen – brush – wash).
- 3) This is (is – my –When) sharpener.
- 4) These are two (pen – pencil-pens).
- 5) This is one (bag – bags– rulers).

- 6) (What's – How– Why)old are you?
 - 7) (I'm – me – my) six.
 - 8) It's one (yellow – two– three) cake.
 - 9) How (name– mouth – old) are you? I'm seven.
 - 10) This is my (one- two – three) blue bag.
-

Unit 5 Exercises

Match and write:

A large, semi-transparent watermark of the EVS logo is centered on the page. It features the letters 'EVS' in a large font, a globe, an open book, and a banner that reads 'Egyptian Virtual School'.

father







grandfather

sister

grandmother

mother

brother

A cartoon illustration of a woman with brown hair hugging a young girl with red hair.A cartoon illustration of a young boy with blonde hair, wearing a green shirt and brown pants, pointing upwards.A cartoon illustration of an elderly man with glasses, wearing a white shirt and a dark vest.A cartoon illustration of a young girl with dark hair, wearing a yellow dress.A cartoon illustration of an elderly woman with grey hair, wearing a green jacket and a blue skirt, holding a cane.A cartoon illustration of a young man with glasses, wearing a white shirt, a red tie, and dark pants.

Look and complete:

G	r	a	d	f	a	t	h	e
---	---	---	-------	---	---	---	---	---	---	-------



.....	i	s	t	r
-------	---	---	---	-------	---



.....	t	h	e	r
-------	-------	---	---	---	---



Look and trace:

Have some tea, mother.
Thank you, Hany.

Look at the pictures and write the correct word:



This is my



This is my.....



This is my



This is my

Mark ✓ the correct answer:

Yes

No



1_ This is my father.



2_ This is my brother. _____

3_ This is my grandfather. _____



4_ This is my mother. _____



5_ This is my grandmother. _____



Match and write:



TV

tree



Look and complete:

.....	m	i	l	y
-------	-------	---	---	---	---




Egyptian Virtual School (EVS)



.....	r	e	e
-------	---	---	---



.....	v
-------	---



Unit 6 Exercises

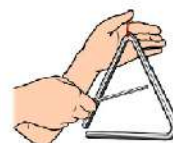
Match and write:



guitar



flute
piano



triangle



drum

Egyptian Virtual School

Match and write:



taste



touch
hear



see



smell

Egyptian Virtual School

Look and complete:

g	u	i	r
---	---	---	-------	-------	---



.....	i	a	o
-------	---	---	-------	---



t	r	i	a	l	e
---	---	---	---	-------	-------	---	---



d	r	m
---	---	-------	---



.....	l	u	t	e
-------	---	---	---	---



Look and trace:

I can play the triangle.

I can play the drum.

I can see.

I can taste.

Look at the pictures and write the correct word:




I canwith my eyes.




I can with my ears.




I can play the



I can play the



I canwith my mouth.



I can with my nose.



I can play the



I can play the

Mark ✓ the correct answer:

1_ I can play the guitar.



Yes

No

2_ I can play the flute.



3_ I can see with my eyes. _____



4_ I can smell with my nose. _____



5_ I can play the drum. _____



Look and complete:

.....	e	e	n
-------	-------	---	---	---

.....	r	u
-------	---	---	-------



.....	o	g
-------	---	---



Match and write:



drum

dog



Dina

green

guitar



Gamila

Gamila



Unit 7 Exercises

Match and write:



living room



bedroom

bathroom




kitchen




garden

Match and write:



star




square

triangle



circle



rectangle

Look and complete:

L	i	i	n	g	r	m
---	---	-------	---	---	---	---	-------	-------	---



g	a	r	e	n
---	---	---	-------	---	---



.....	e	r	o	o	m
-------	---	-------	---	---	---	---



b	a	r	o	o	m
---	---	-------	------	---	---	---	---



k	i	t	c	h
---	---	---	---	---	-------	-------



Look and trace:

Where's the boy?
He's in the bedroom.
Where's the girl?
She's in the garden.

Look at the pictures and write the correct word:




She's in the



He's in the



It's a.....




It's a.....



I am in the



She's in the



It's a.....



It's a

Mark ✓ the correct answer:

Yes

No

1_ She's in the kitchen.



2_ He's in the bedroom.



3_ It's a star.



4_ It's a circle.



5_ He's in the living room




Match and write:



apple

Amira



ant

star



square




Samy



Look and complete:


.....	u	a	r	e
-------	-------	---	---	---	---



a	l	e
---	-------	-------	---	---



.....	n	t
-------	---	---



Egyptian Virtual School

Unit 8 Exercises

Match and write:



camel



key
stones



Sphinx



Pyramids

Match and write:



Alexandria



Port Said
Aswan



Cairo



Luxor

Look and complete:

Q	u	n	N	e	e	r	t	i	t	i
---	---	-------	-------	---	---	---	-------	---	---	---	---	---	---



K	n	g	T	t
---	-------	---	---	---	-------	---



.....	p	h	i	n
-------	---	---	---	---	-------



c	a	e	l
---	---	-------	---	---



.....	o	n	e	s
-------	-------	---	---	---	---



Look and trace:

I live in Aswan.
I can see a king.
The camel is big.
The ant is small.

Look at the pictures and write the correct word:



I can see... ..



The camel is



I live in.....



I live in.....



It's a



Stones are



I live in.....



I live in

Mark ✓ the correct answer:

Yes

No

1_ The camel is big.



2_ It's an ant.



3_ I live in Aswan.



4_ I can see a queen.



5_ The pyramids are big.



Match and write:



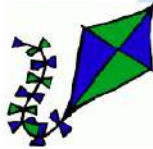
key

kite



King Tut

quiet




Queen Nefertiti

Look and complete:


.....	t	e
-------	-------	---	---



.....	i	e	t
-------	-------	---	---	---



.....	e	y
-------	---	---



Unit 9 Exercises

Match and write:



skip



swim
throw



jump



kick

dig



Match and write:



in



on

under



behind



in

Look and complete:

.....	i	c	k
-------	---	---	---



.....	g
-------	-------	---



s	w	m
---	---	-------	---



S	i	p
---	-------	---	---



.....	r	o	w
-------	-------	---	---	---



Look and trace:

Where is it?

It's on the table.

I can jump.

I can skip.

Look at the pictures and write the correct word:



I can



I can



It'sthe table.



It'sthe box .



We can



I can



It'sthe box .



It'sthe table.

Mark ✓ the correct answer:

Yes

No

1_ It's on the table.



2_ It's under the table.



3_ I can jump.



4_ I can swim.



5_ It's in the box.



Look and complete:

.....
-------	-------



.....	b	r	e	l	l	a
-------	-------	----------	----------	----------	----------	----------	----------



.....	n	s	e	c	t
-------	---	---	---	---	---



Match and write:



umbrella

under



Uncle Amr




Injy



in

insect



The End